



**Empire State
Development**

2021

**Annual Jobs Report
Loan and Grant Programs**

TABLE OF CONTENTS

3 Executive Summary

4 2021 Portfolio

5 The ESD Workout Committee

6 2021 and 2020 Workout Committee Actions

7 Other ESD Portfolios

Attachments

IA. General ESD Projects

IB. Special Technology Projects

II. Regional Compliance

III. World Trade Center Projects



Executive Summary

The mission of Empire State Development (“ESD”) is to promote a vigorous and growing state economy, encourage business investment and job creation, and support diverse, prosperous local economies across New York State through the efficient use of loans, grants, tax credits, real estate development, marketing and other forms of assistance.

In 2021, ESD’s total investment portfolio consisted of 4,717 active loan, grant and tax credit projects. The 2021 Annual Jobs Report on ESD’s loan and grant programs details the performance of a subset of ESD’s economic development projects that have received an ESD loan or grant and have specific job growth and job retention goals (“Portfolio”). This separate ESD loan and grant Portfolio was reviewed for compliance with project-specific job creation and job retention goals. The 2021 Portfolio was comprised of 215 active projects representing \$286 million of total funding disbursements.

This report highlights the collective performance of this subset of ESD projects by detailing the amount of financial assistance disbursed, the level of job commitments associated with those disbursements, and whether each company met its goals. This report is the culmination of ESD’s annual employment reporting review process, which typically concludes during the fourth quarter of the calendar year following the relevant reporting period.

In 2021, 201 of the 215 projects (93.5%) in the Portfolio met or exceeded their employment requirements. Funds disbursed to these projects supported the retention of 42,924 jobs and the creation of 12,531 net new jobs in New York State. The average cost per job created or retained within the Portfolio is approximately \$5,162.

Board of Directors	Hope Knight, President & CEO		
	Kevin S. Law, Chairman	Michael K. Rozen, Director	Adrienne A. Harris, Ex Officio Director
	Robert M. Simpson, Director	Hilda Rosario Escher, Director	
	Sherry A. Glied, Director	John Wang, Director	

2021 Portfolio

ESD's grant and loan programs provide funding based on actual costs incurred by the recipient following achievements of milestones or the project completion. ESD's borrowers and grantees receive disbursements of allocated funding, typically in tranches, based on achievement of their financial investment and job goals. Once funds are disbursed, ESD monitors compliance with employment goals within this Portfolio on an annual basis. A loan or grant recipient's failure to reach its specified employment goals may result in a recapture of ESD funding. The following details the status of the 2021 Portfolio:

215 Projects

With ongoing employment requirements.

\$286 MM Funded

Amount disbursed and subject to potential recapture.

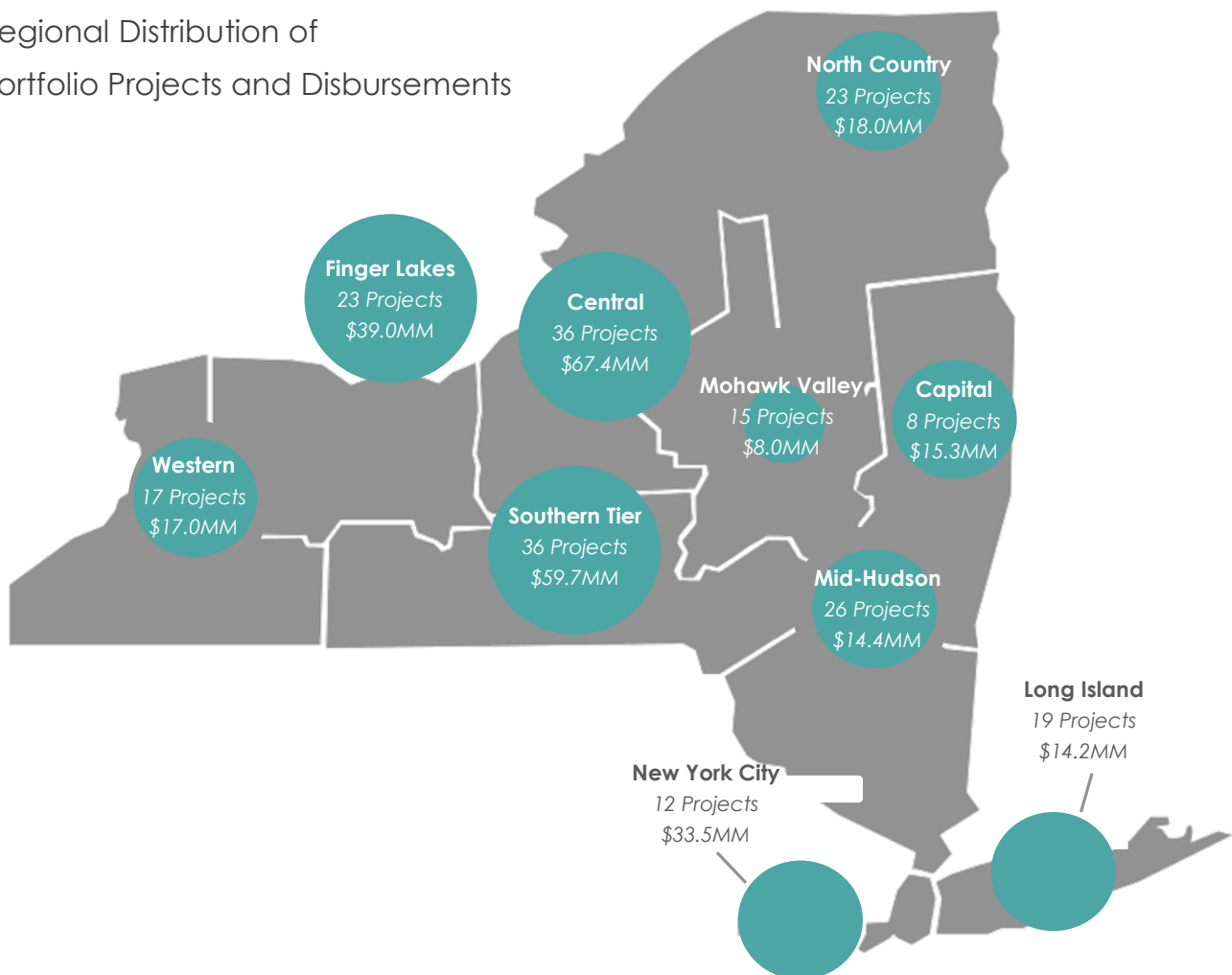
93.5% Compliance

The ratio of projects that met or exceeded specified employment goals.

55,455 Jobs

The sum of jobs retained by recipients 42,924 and jobs created 12,531 from the point of ESD's incentive

Regional Distribution of Portfolio Projects and Disbursements



The ESD Workout Committee

When Portfolio projects default, ESD carefully considers whether to impose its penalty rights. The individual project circumstances and the best interest of the State are weighed against the impact of a levied penalty. For example, ESD might be less likely to impose its maximum penalty if a previously compliant company experienced a short-term financial hardship due to an industry-wide recession or the loss of a major customer. In such a case, imposing a penalty may be economically counterproductive and perhaps drive the company out of business. Instead, assuming the company continues to work towards meeting its goals, ESD might grant the company more time to meet its employment commitments.

To efficiently review and approve default resolutions within the Portfolio, ESD's Board of Directors delegated authority to the ESD Workout Committee (the "Committee"), which is comprised of the Chief Financial Officer, Executive Vice President and General Counsel, Deputy Chief Financial Officer and Controller, Senior Vice President of Economic Incentives, and Vice President of Capital Projects. The Committee annually reviews staff recommendations regarding defaults within the Portfolio. Typical recommendations include, but are not limited to:

Waiver: ESD does not impose a penalty, which is normally reserved for extreme circumstances.

Extend & Freeze: Extends term for one year and preserves ESD's recapture rights for that period.

Interest Increase: The enforcement of a penalty interest rate defines within the loan agreement.

Pro-rata Penalty: Partial recapture based on the magnitude of the employment shortfall.

Maximum Penalty: ESD enforces the most severe penalty allowable by the agreement.

Negotiated Penalty: Grantee is required to pay an amount less than the maximum penalty stipulated in the Grant Disbursement Agreement ("GDA"). Factors evaluated include the company's ability to pay, feasibility of collection, and the operating status of company.

Reporting and Recommendation Process

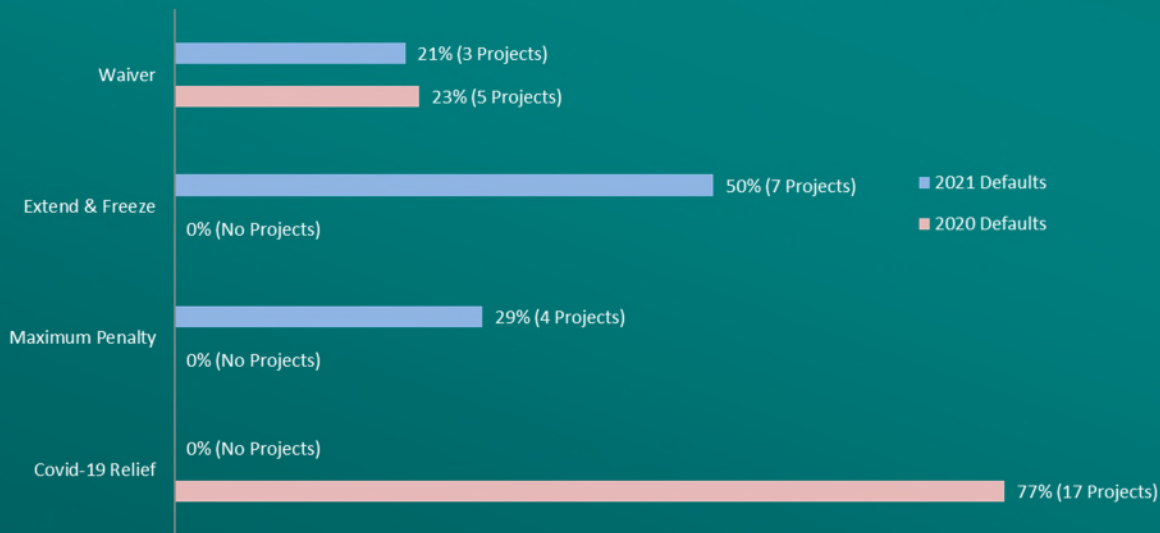
Each company in the Portfolio must report its quarterly employment levels for the previous year by February 1. In mid-March, ESD notifies, by letter, companies that have fallen short of their annual employment goals, that they are in default.

Projects that are in default are assigned to members of ESD's Portfolio Management team for a formal review, which includes:

- Reviewing the Company's explanation for the default, as well as its most recent financial statements, and other relative documentation, as applicable;
- Consulting with ESD's regional representatives where the company is located;
- Researching and analyzing economic conditions with respect to the company's industry;
- Discussing the employment and business climate with the company to gain a perspective on the company's current status, and its viability moving forward; and
- Making recommendations to ESD's Workout Committee.

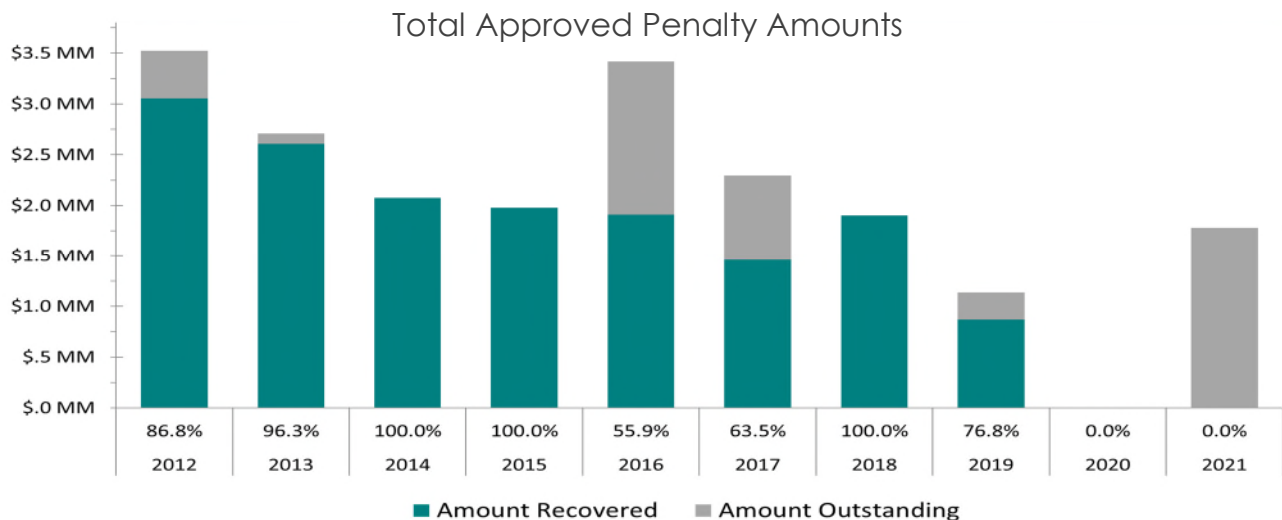
Upon completion of the Workout Committee approval process, ESD staff undertake a verification process on a random sampling of projects within the Portfolio. These verification measures may include a review of human resources and payroll records, a review of NYS Department of Labor records, and site visits.

2020 & 2021 Workout Committee Actions



In 2020 and 2021, those projects in default of their employment obligations were resolved in accordance with the chart above. In 2021, the portfolio default rate was 6.5%, compared to 9.4% in 2020.

The high overall compliance rate during 2021 was indicative of a recovering New York State economy following the pandemic-related economic difficulties earlier in the year. Despite these economic disruptions, most ESD counterparties continue to demonstrate an ability to reach their financial goals and create jobs in line with their contractual obligations.



Over the past 10 years ESD has recovered approximately \$15.8 million from defaulting grants, which represents an overall recovery rate of 76%. ESD is seeking a total repayment of \$1.8 million from grantees that did not meet their 2021 job goals. Recovery of the outstanding 2021 recapture amounts remains on-going.

For the 2020 reporting year, ESD did not seek recapture for any employment defaults as part of its COVID-19 pandemic relief initiatives. In 2016 and 2017, defaults on large grants made to entities that later ceased business operations resulted with increases in unrecovered penalties. For all unrecovered amounts, ESD will continue to exhaust all legal remedies, including securing default judgements against delinquent entities.

Other ESD Portfolios

In addition to the employment Portfolio, ESD is also responsible for tracking other various incentive programs. The World Trade Center program summarized below is required to be segregated from the Portfolio because it is federally funded. Greater detail is also provided on the status of ESD's loan portfolio as a whole, including those projects without employment requirements.

World Trade Center Job Creation and Retention Grants Program

Through the World Trade Center Job Creation & Retention Program ("JCRP" or "Program"), ESD offers federally funded grants to firms committed to maintaining, creating or attracting at least 200 jobs in lower Manhattan. Many of these businesses experienced a disruption of operations as a result of the events of September 11, 2001. The US Department of Housing and Urban Development ("HUD") provided \$320 million of funding for the Program, which was used to fund 93 grant projects.

Since their initial receipt of financial assistance, the eight remaining companies with active JCRP grants have created a net total of 3,471 new jobs, with an increase in total jobs from 12,656 to 16,068. HUD's investment in these eight companies totaled \$44 million and the average cost per job created or retained is \$2,765.

For 2021, seven of the eight active entities (88%) reported compliant employment results. The one other entity that had been in default of its agreements, had its defaults resolved through the ESD Workout Committee. (See Attachment III)

Status of ESD's Loan Portfolio

Overview

ESD staff is responsible for monitoring project employment requirements, loan modifications, and workouts within ESD's loan portfolio. ESD's loan portfolio currently includes 63 loans with a combined principal balance of \$98 million. ESD loans are considered delinquent when payments are more than 60 days in arrears. There is currently one delinquency within ESD loan portfolio. ESD's loan delinquency rate varies from year to year and maybe subject to general economic conditions and other project or industry-specific factors. ESD will continue to pursue appropriate remedies for delinquent loans, including prompt repayment plans or other workout arrangements with borrowers.

Recent Activity

In 2021, ESD closed seven new loans with a combined principal amount of \$1.9 million. In addition, four loans with a combined original principal balance of \$8.7 million were fully repaid in 2021. One ESD loan with a principal balance of \$7,876 was written-off in 2021.

ATTACHMENTS

- IA. General ESD Projects
- IB. Special Technology Projects
- II. Regional Compliance
- III. World Trade Center Projects

**Attachment I A
2021 Annual Jobs Report
General ESD Projects**

Project Name	Project Number	Funding Source	Loan/Grant	Closing Date	Amount Disbursed	Initial Jobs	2020 Jobs	2021 Jobs	2021 Job Variance	Jobs Required	Job Surplus (Deficit)	Jobs Retained	Jobs Created	Jobs Lost	Region	Compliance
20/East Agritourism Capital	Z634	RC	G	12/7/2018	15,000	6	7	7	-	6	1	6	1	-	CENTRAL	In Compliance
ABVI/Goodwill Industries of Greater Rochester	W991	UB	L	8/13/2013	500,000	227	309	285	(24)	289	(4)	227	58	-	FL	In Compliance
ACHIEVE Capital	AD016	RC	G	3/25/2020	55,500	418	410	366	(44)	418	(52)	366	-	52	STIER	In Compliance
Active Media Services Capital	Y891	ED-Fund	G	3/19/2020	1,000,000	318	394	336	(58)	318	18	318	18	-	MIDHUD	In Compliance
Adelphi University Health Science Lab Capital	AB553	RC	G	1/13/2020	75,532	1,102	1,106	1,106	-	1,104	2	1,102	4	-	LI	In Compliance
Agbotic Capital	AA462	RC	G	10/25/2019	350,000	4	21	22	1	4	18	4	18	-	NCOUNTRY	In Compliance
AIDA Southside Hotel	131941	RC	G	4/15/2021	600,000	-	-	20	20	14	6	-	20	-	MOHAWK	In Compliance
Alkemy Machine Capital	133859	RC	G	10/8/2021	70,000	32	-	61	29	32	29	32	29	-	FL	In Compliance
Alken Industries Capital	AB585	RC	G	8/17/2018	20,000	40	57	56	(1)	44	12	40	16	-	LI	In Compliance
Ambrell Capital	AC389	ED-Fund	G	6/3/2019	262,500	65	66	75	9	71	4	65	10	-	FL	In Compliance
American Packaging Capital	AB207	URI	G	1/31/2019	3,850,000	170	288	276	(12)	240	36	170	106	-	FL	In Compliance
Ametek Hughes-Treitler Capital	Z020	RC	G	6/21/2019	160,000	160	191	200	10	164	36	160	40	-	LI	In Compliance
Amphenol Aerospace Capital	AD010	RC	G	11/19/2020	625,000	950	1,069	1,025	(45)	950	75	950	75	-	STIER	In Compliance
Amtrak Acela Capital	AB099	URI	G	3/29/2019	30,000,000	1,025	1,221	1,125	(96)	1,150	(25)	1,025	100	-	STIER	In Compliance
Anchor Glass Container Equipment Capital	AA561	URI	G	1/31/2020	1,560,000	239	255	285	30	239	46	239	46	-	STIER	In Compliance
Anheuser-Busch Capital	X454	ED-Fund	G	3/22/2021	450,000	398	-	459	61	398	61	398	61	-	CENTRAL	In Compliance
Apple Acres Capital	AC785	RC	G	10/2/2020	412,500	25	35	35	-	31	4	25	10	-	CENTRAL	In Compliance
Arconic Capital	AC765	RC	G	11/14/2019	45,000	145	148	155	7	145	10	145	10	-	NCOUNTRY	In Compliance
Art's Café Springville - 5 East Main Capital	Y169	RC	G	9/9/2021	32,415	-	-	4	4	2	2	-	4	-	WNY	In Compliance
Aurora Machine Capital	AA898	ED-Fund	G	8/13/2018	100,000	12	38	61	23	27	34	12	49	-	FL	In Compliance
Aurora Shoe Company Capital	AA444	URI	G	8/14/2019	50,000	6	9	9	-	9	-	6	3	-	CENTRAL	In Compliance
Bates Troy, Inc.	Y458	RC	G	7/10/2015	373,920	70	133	133	-	122	11	70	63	-	STIER	In Compliance
Beer Tree Brew Works New Location	133548	RC	G	12/3/2021	295,729	-	-	34	34	25	9	-	34	-	STIER	In Compliance
Blading Services Capital	132266	RC	G	7/17/2020	75,000	10	16	17	1	15	2	10	7	-	CENTRAL	In Compliance
BNYM Capital	AB260	S & M Prog	G	4/4/2019	10,000,000	3,935	5,417	5,510	93	3,935	1,575	3,935	1,575	-	NYC	In Compliance
BNYM Capital	Y880	ED-Fund	G	4/4/2019	5,000,000	5,700	5,902	5,994	92	5,700	294	5,700	294	-	NYC	In Compliance
Boyce Technologies Capital	AB073	RC	G	4/9/2019	1,000,000	58	120	120	-	99	21	58	62	-	NYC	In Compliance

**2021 Annual Jobs Report
General ESD Projects**

Project Name	Project Number	Funding Source	Loan/Grant	Closing Date	Amount Disbursed	Initial Jobs	2020 Jobs	2021 Jobs	2021 Job Variance	Jobs Required	Job Surplus (Deficit)	Jobs Retained	Jobs Created	Jobs Lost	Region	Compliance
Bread Alone Capital	Y377	ED-Fund	G	6/25/2018	150,000	65	149	177	28	65	112	65	112	-	MIDHUD	In Compliance
Brewmation Capital	AB183	ED-Fund	G	4/9/2019	50,000	6	18	14	(4)	13	1	6	8	-	MIDHUD	In Compliance
Broadridge Financial Solutions	AC030	JN-Fund	G	9/27/2019	7,000,000	2,078	2,217	2,364	147	2,096	268	2,078	286	-	LI	In Compliance
Buckingham Manufacturing Capital II	AA397	RC	G	4/28/2020	45,000	261	369	445	76	276	169	261	184	-	STIER	In Compliance
Bush Industries Capital	Z267	ED-Fund	G	4/5/2016	900,000	230	315	335	20	230	105	230	105	-	WNY	In Compliance
Caldwell Manufacturing Capital	AA200	ED-Fund	G	3/18/2021	52,200	106	-	114	8	106	8	106	8	-	FL	In Compliance
Cazenovia Hospitality Capital	Z636	RC	G	4/10/2017	1,280,000	-	21	26	5	28	(2)	-	26	-	CENTRAL	In Compliance
Central National-Gottesman Capital	AB176	ED-Fund	G	8/14/2018	245,000	166	217	234	17	186	48	166	68	-	MIDHUD	In Compliance
Centrotherm Eco Systems Capital	Y651	ED-Fund	G	4/20/2017	75,000	11	32	46	14	29	17	11	35	-	CAPITAL	In Compliance
Century Linen & Uniform Capital	AA639	RC	G	10/1/2019	1,200,000	290	283	276	(7)	319	(43)	276	-	14	MOHAWK	In Compliance
Champlain Plastics Improvements Capital	AB528	RC	G	8/12/2019	110,000	41	66	78	12	44	34	41	37	-	NCOUNTRY	In Compliance
Chautauqua Harbor Destination Hotel	AA511	ED-Fund	G	3/27/2020	255,000	-	58	75	17	75	-	-	75	-	WNY	In Compliance
Chautauqua Harbor Hotel Capital	AA515	RC	G	3/27/2020	1,653,000	-	58	75	17	75	-	-	75	-	WNY	In Compliance
City Winery Hudson Valley Capital	132657	RC	G	12/9/2020	832,000	-	23	36	13	30	6	-	36	-	MIDHUD	In Compliance
CMP Advanced Mechanical Solutions Capital	AA046	ED-Fund	G	3/23/2018	125,000	101	115	136	21	101	35	101	35	-	STIER	In Compliance
CNY Fabrication, LLC	AB404	ED-Fund	G	1/17/2019	50,000	185	202	205	3	195	10	185	20	-	CENTRAL	In Compliance
Cooperstown Distillery Expansion Capital	132897	RC	G	12/3/2020	85,000	7	16	27	12	11	16	7	20	-	MOHAWK	In Compliance
Cortland Plastics Capital	AA482	URI	G	8/1/2018	250,000	55	67	62	(5)	66	(4)	55	7	-	CENTRAL	In Compliance
Cozzini Brothers Capital	AC734	ED-Fund	G	9/5/2019	37,500	22	55	55	-	22	33	22	33	-	MIDHUD	In Compliance
Crucible Industries LLC (Loan)	W923	ED-Fund	L	12/8/2009	5,330,000	120	190	203	13	170	33	120	83	-	CENTRAL	In Compliance
Crucible Industries LLC (Loan)	W894	UB	L	2/8/2010	2,670,000	120	190	203	13	170	33	120	83	-	CENTRAL	In Compliance
Curran Renewable Energy Capital	Y292	RC	G	4/29/2016	168,000	30	37	35	(2)	40	(5)	30	5	-	NCOUNTRY	In Compliance
Current Applications M&E Capital	AC739	RC	G	9/19/2019	19,000	54	55	56	1	59	(3)	54	2	-	NCOUNTRY	In Compliance
Currier Plastics Capital	AC531	RC	G	12/6/2019	1,570,000	150	170	198	28	170	28	150	48	-	CENTRAL	In Compliance
Curtiss Wright Flow Control Corp.	132583	RC	G	7/19/2021	200,000	355	-	414	59	359	55	355	59	-	LI	In Compliance
Dick's Merchandising & Supply Chain Inc. Capital	AA917	URI	G	10/24/2018	5,250,000	-	534	619	85	466	153	-	619	-	STIER	In Compliance
Drowned Lands Brewery Capital	AC849	RC	G	2/2/2021	270,000	-	-	15	15	7	8	-	15	-	MIDHUD	In Compliance
Drowned Lands Brewery Capital	AC634	Market NY	G	5/13/2020	135,000	-	10	15	5	7	8	-	15	-	MIDHUD	In Compliance

**2021 Annual Jobs Report
General ESD Projects**

Project Name	Project Number	Funding Source	Loan/Grant	Closing Date	Amount Disbursed	Initial Jobs	2020 Jobs	2021 Jobs	2021 Job Variance	Jobs Required	Job Surplus (Deficit)	Jobs Retained	Jobs Created	Jobs Lost	Region	Compliance
Du Mond Grain Capital	AC559	RC	G	6/30/2020	655,000	10	37	39	3	30	9	10	29	-	CENTRAL	In Compliance
Dupli Envelope and Graphics Capital	AC575	RC	G	2/13/2019	175,000	170	168	174	6	172	2	170	4	-	CENTRAL	In Compliance
E. John Gavras Center Capital	AB460	RC	G	10/4/2019	152,307	25	40	49	9	45	4	25	24	-	CENTRAL	In Compliance
EASM Doty Machine Works Capital	132454	RC	G	10/18/2021	130,000	41	-	38	(4)	41	(4)	38	-	4	CAPITAL	In Compliance
East/West Industries Capital	AA636	RC	G	3/26/2018	200,000	49	83	86	3	49	37	49	37	-	LI	In Compliance
EJ USA Capital	AA388	ED-Fund	G	7/23/2020	450,000	82	93	94	0	91	3	82	12	-	CENTRAL	In Compliance
Ellicottville Brewing Company Capital REC6	AB473	RC	G	7/17/2019	600,000	49	70	91	21	74	17	49	42	-	WNY	In Compliance
F.M. Howell & Company Improvements Capital	AB818	RC	G	7/7/2021	800,000	182	-	223	41	196	27	182	41	-	STIER	In Compliance
FALA Technologies Toolmaker Equipment Capital	132672	RC	G	10/20/2020	30,000	29	36	40	4	29	11	29	11	-	MIDHUD	In Compliance
Falls Side Hotel URB Capital	X036	UB	L	3/21/2017	2,000,000	-	63	82	19	55	27	-	82	-	WNY	In Compliance
Feldmeier Equipment Capital	Y516	ED-Fund	G	10/18/2021	150,000	270	-	311	41	296	15	270	41	-	MOHAWK	In Compliance
Flomatic Plant Expansion Capital	AC608	RC	G	12/29/2020	153,475	45	51	60	9	47	13	45	15	-	CAPITAL	In Compliance
Fresh Direct, LLC	X656	COMMUNITY	G	4/10/2015	9,000,000	1,949	1,977	2,056	79	1,949	107	1,949	107	-	NYC	In Compliance
General Mills Capital 2015	AA318	ED-Fund	G	2/20/2018	500,000	395	387	382	(5)	395	(13)	382	-	13	WNY	In Compliance
Gillinder Brothers Capital	AA280	ED-Fund	G	5/25/2017	25,000	68	69	75	6	72	3	68	7	-	MIDHUD	In Compliance
Giovanni Food Consolidation and Upgrade Capital	AA455	URI	G	7/16/2019	280,000	69	145	146	1	77	69	69	77	-	CENTRAL	In Compliance
GMDC Ozone Park Industrial Center Capital	AB415	RC	G	1/15/2019	2,100,000	15	19	19	-	15	4	15	4	-	NYC	In Compliance
Golisano Institute for Sustainability Capital	Y218	RC	G	8/23/2019	4,000,000	68	69	69	(1)	68	1	68	1	-	FL	In Compliance
Granite Works Capital	AB258	RC	G	4/16/2018	125,000	21	24	26	2	21	5	21	5	-	STIER	In Compliance
Green Empire Farms Capital	AC047	URI	G	4/7/2021	2,600,000	-	-	131	131	118	13	-	131	-	CENTRAL	In Compliance
GrowNYC Capital	AB188	NYWORKS	G	6/25/2020	1,632,000	14	160	117	(43)	14	103	14	103	-	NYC	In Compliance
Gun Hill Brewing Capital	AB200	ED-Fund	G	2/20/2020	30,000	-	6	10	3	5	5	-	10	-	NYC	In Compliance
H. F. Corwin and Sons Capital	Y219	ED-Fund	G	5/11/2017	125,000	80	-	68	(12)	80	(12)	68	-	12	LI	In Compliance
HNTB Capital	Z787	ED-Fund	G	11/8/2019	875,000	228	353	304	(49)	325	(21)	228	76	-	NYC	In Compliance
Hoosier Magnetics Improvements Capital	AA680	RC	G	10/18/2019	198,000	31	28	29	1	31	(2)	29	-	2	NCOUNTRY	In Compliance
Hotel Saranac Capital	Y855	RC	G	3/27/2019	5,000,000	-	50	53	3	45	8	-	53	-	NCOUNTRY	In Compliance
HP Hood	AC102	URI	G	12/17/2020	1,681,495	-	369	423	54	230	193	-	423	-	FL	In Compliance
Hudson Valley Beverage Co. Capital	AD020	RC	G	4/6/2020	300,000	4	41	48	7	11	37	4	44	-	MIDHUD	In Compliance

**2021 Annual Jobs Report
General ESD Projects**

Project Name	Project Number	Funding Source	Loan/Grant	Closing Date	Amount Disbursed	Initial Jobs	2020 Jobs	2021 Jobs	2021 Job Variance	Jobs Required	Job Surplus (Deficit)	Jobs Retained	Jobs Created	Jobs Lost	Region	Compliance
Hudson Valley Brewery Capital	Z858	RC	G	3/25/2020	180,000	-	15	11	(4)	3	8	-	11	-	MIDHUD	In Compliance
Hudson Valley Lighting Capital	Z243	RC	G	9/28/2017	705,000	47	89	98	9	81	17	47	51	-	MIDHUD	In Compliance
IEC Electronics URI Capital	AC250	URI	G	4/1/2021	1,500,000	463	-	655	192	670	(15)	463	192	-	FL	In Compliance
Immediate Mailing Services Capital	132493	RC	G	2/12/2021	225,000	96	-	131	35	96	35	96	35	-	CENTRAL	In Compliance
Inficon Excelsior (1)	X546	ED-Fund	G	8/12/2021	100,000	219	-	317	98	229	88	219	98	-	CENTRAL	In Compliance
Inficon Excelsior (2)	Y923	NYWORKS	G	9/8/2021	1,000,000	240	-	317	77	280	37	240	77	-	CENTRAL	In Compliance
Irish Arts Center Hell's Kitchen Capital	AB456	RC	G	1/22/2020	800,000	15	19	21	2	15	6	15	6	-	NYC	In Compliance
Jawonio Capital I	Z891	RC	G	9/24/2020	1,662,500	686	665	638	(27)	686	(48)	638	-	48	MIDHUD	In Compliance
JBF Stainless Capital	AC728	RC	G	9/20/2019	680,000	27	56	65	9	37	28	27	38	-	MOHAWK	In Compliance
Jefferson Rehabilitation Center Capital	AB602	RC	G	7/16/2019	17,000	15	23	23	-	17	6	15	8	-	NCOUNTRY	In Compliance
Jefford's Steel Capital	AB441	RC	G	6/21/2019	300,000	24	34	34	-	34	-	24	10	-	NCOUNTRY	In Compliance
JPW Structural Contracting Capital	AA445	URI	G	9/17/2020	200,000	79	92	90	(2)	89	1	79	11	-	CENTRAL	In Compliance
JW Danforth Expansion Capital	AB829	RC	G	11/19/2019	575,000	133	259	236	(23)	233	3	133	103	-	CAPITAL	In Compliance
Kraft Heinz Capital	AA576	ED-Fund	G	10/20/2017	9,497,680	871	822	749	(73)	700	49	749	-	122	NCOUNTRY	In Compliance
Lactalis American Capital	AC399	ED-Fund	G	2/5/2021	316,364	569	607	608	1	569	39	569	39	-	WNY	In Compliance
Lindsey Aggregates Capital	132616	RC	G	4/17/2020	140,000	17	22	25	2	21	4	17	8	-	CENTRAL	In Compliance
Losurdo Foods Capital	132825	RC	G	10/20/2020	74,000	55	59	61	2	60	1	55	6	-	NCOUNTRY	In Compliance
Lowville Producers Improvements	AB608	RC	G	5/14/2018	48,000	9	21	27	6	9	18	9	18	-	NCOUNTRY	In Compliance
Lucky Hare Brewing Company Capital	AC882	RC	G	11/2/2020	99,000	3	9	9	-	5	4	3	6	-	STIER	In Compliance
Lupo's Meat Processing Plant Capital	133533	RC	G	7/14/2021	187,500	34	-	39	5	39	-	34	5	-	STIER	In Compliance
M.A. Polce Rome Headquarters Expansion	133280	RC	G	8/2/2021	260,000	16	-	28	12	26	2	16	12	-	MOHAWK	In Compliance
Masonic Medical Research Laboratory Capital	AC135	RC	G	8/7/2020	550,000	21	46	49	3	31	18	21	28	-	MOHAWK	In Compliance
Masserson at Roxbury Capital	AA721	URI	G	10/10/2018	3,200,000	-	9	10	1	6	4	-	10	-	STIER	In Compliance
Matt Brewing Capital	AC153	RC	G	10/29/2021	1,500,000	114	-	123	9	114	9	114	9	-	MOHAWK	In Compliance
Metal Container Capital	X564	ED-Fund	G	9/29/2017	1,000,000	173	184	203	19	173	30	173	30	-	MIDHUD	In Compliance
Metal Solutions Capital	AB653	RC	G	10/17/2018	150,000	74	120	120	-	94	26	74	46	-	MOHAWK	In Compliance
MetalCraft Marine Capital	133417	RC	G	9/28/2021	20,849	15	-	17	2	16	1	15	2	-	NCOUNTRY	In Compliance
Metallized Carbon Capital	AA294	ED-Fund	G	5/10/2017	487,500	112	112	114	1	122	(9)	112	2	-	MIDHUD	In Compliance

**2021 Annual Jobs Report
General ESD Projects**

Project Name	Project Number	Funding Source	Loan/Grant	Closing Date	Amount Disbursed	Initial Jobs	2020 Jobs	2021 Jobs	2021 Job Variance	Jobs Required	Job Surplus (Deficit)	Jobs Retained	Jobs Created	Jobs Lost	Region	Compliance
Midwestern Pet Foods Capital	AC806	RC	G	10/1/2019	152,000	47	57	55	(3)	47	8	47	8	-	STIER	In Compliance
Mohawk Fabric Production Capital	131940	RC	G	5/18/2020	70,000	14	16	13	(3)	14	(1)	13	-	1	MOHAWK	In Compliance
Morse Manufacturing - Building and Equipment Capital	AA452	URI	G	3/18/2020	250,000	-	37	39	2	34	5	-	39	-	CENTRAL	In Compliance
Nanotronics Imaging Project Chip Capital	132428	RC	G	2/26/2021	1,000,000	34	-	65	31	34	31	34	31	-	NYC	In Compliance
National Pipe & Plastic Capital	AA821	RC	G	2/5/2021	600,000	33	-	38	5	38	-	33	5	-	STIER	In Compliance
North American Breweries Capital	AA813	URI	G	9/29/2021	900,000	526	-	615	89	539	76	526	89	-	FL	In Compliance
North American Breweries Capital	AA812	URI	G	9/29/2021	2,000,000	526	-	615	89	539	76	526	89	-	FL	In Compliance
North Country Dairy Capital	132157	RC	G	7/21/2020	300,000	85	102	109	7	85	24	85	24	-	NCOUNTRY	In Compliance
North Street Brick Works Capital	AC613	RC	G	8/3/2021	832,445	1	-	55	54	2	53	1	54	-	MIDHUD	In Compliance
North UAS Airspace integration Research Alliance	AB925	URI	G	10/11/2017	20,946,995	5	11	15	4	10	5	5	10	-	CENTRAL	In Compliance
Northeast Information Discovery Capital	AB461	URI	G	10/5/2021	100,000	14	-	17	3	14	3	14	3	-	CENTRAL	In Compliance
Northern Westchester Hospital Association Capital	Y270	RC	G	12/23/2019	965,000	1,036	1,157	1,335	178	1,152	183	1,036	299	-	MIDHUD	In Compliance
NY Institute of Technology Capital	X678	ED-Fund	G	10/21/2016	373,231	791	847	810	(37)	800	10	791	19	-	LI	In Compliance
O-AT-KA Milk Products Expansion	AA179	ED-Fund	G	5/20/2020	400,000	332	466	455	(11)	356	99	332	123	-	FL	In Compliance
Oerlikon Metco Capital	AC753	RC	G	11/6/2020	100,000	275	273	286	13	279	7	275	11	-	LI	In Compliance
Omniafiltra Capital	AB590	RC	G	6/21/2019	70,000	35	43	49	6	35	14	35	14	-	NCOUNTRY	In Compliance
Oneida National Bank Redevelopment Project	132206	RC	G	10/5/2021	800,000	-	-	65	65	20	45	-	65	-	MOHAWK	In Compliance
Optimax System Capital	AA976	ED-Fund	G	8/6/2019	187,500	271	339	355	16	291	64	271	84	-	FL	In Compliance
OptiPro Systems Capital	AC900	RC	G	7/27/2020	600,000	77	92	87	(5)	91	(4)	77	10	-	FL	In Compliance
P&L Development Capital	AC478	RC	G	3/24/2021	1,950,000	640	-	648	8	670	(22)	640	8	-	LI	In Compliance
Pacemaker Steel Capital	Z942	RC	G	5/15/2017	223,000	25	36	38	2	30	8	25	13	-	STIER	In Compliance
Pall Corporation Capital	AB041	ED-Fund	G	5/4/2021	750,000	225	-	212	(13)	225	(13)	212	-	13	LI	In Compliance
Pathfinder Village Adult Day Services Capital	AC872	RC	G	7/12/2021	17,827	-	-	3	3	3	-	-	3	-	MOHAWK	In Compliance
Paychex Capital	AC249	URI	G	1/12/2021	2,500,000	767	-	1,748	981	1,142	606	767	981	-	FL	In Compliance
Polich Tallix Capital	AB670	ED-Fund	G	8/31/2018	237,500	80	86	85	(1)	80	5	80	5	-	MIDHUD	In Compliance
Quality King Capital	Y118	ED-Fund	G	10/8/2020	472,500	866	840	819	(21)	913	(94)	819	-	47	LI	In Compliance
Rapid Response Monitoring Services Capital	Y258	RC	G	7/2/2018	900,000	325	446	420	(26)	413	7	325	95	-	CENTRAL	In Compliance
Redhouse Arts and Culture Complex Capital	Z619	RC	G	6/24/2020	1,300,000	7	19	23	4	22	1	7	16	-	CENTRAL	In Compliance

**2021 Annual Jobs Report
General ESD Projects**

Project Name	Project Number	Funding Source	Loan/Grant	Closing Date	Amount Disbursed	Initial Jobs	2020 Jobs	2021 Jobs	2021 Job Variance	Jobs Required	Job Surplus (Deficit)	Jobs Retained	Jobs Created	Jobs Lost	Region	Compliance
Regeneron Pharmaceuticals Capital	AC537	NYWORKS	G	7/12/2021	10,000,000	4,583	-	6,980	2,397	4,708	2,272	4,583	2,397	-	CAPITAL	In Compliance
Rising Sun Woodworking Capital	Z594	RC	G	3/15/2018	19,500	18	24	22	(2)	22	-	18	4	-	LI	In Compliance
Rochester Data Science Consortium Working Capital	AB840	URI	G	3/15/2021	2,740,000	61	-	248	187	148	100	61	187	-	FL	In Compliance
Rochester Insulated Glass Expansion Capital	131910	RC	G	12/4/2019	100,000	56	78	72	(6)	73	(1)	56	16	-	FL	In Compliance
Rosina Food Products	Y315	ED-Fund	G	7/14/2016	4,000,000	345	475	500	25	395	105	345	155	-	WNY	In Compliance
Saab North America Capital	AB323	URI	G	10/25/2018	3,000,000	456	489	518	29	456	62	456	62	-	CENTRAL	In Compliance
SAES Smart Materials Capital	Z912	ED-Fund	G	12/5/2021	100,000	22	-	33	11	22	11	22	11	-	MOHAWK	In Compliance
Sag Harbor Partnership Capital	AC751	RC	G	12/11/2020	980,000	-	6	15	9	2	13	-	15	-	LI	In Compliance
Seal & Design Capital	AB711	ED-Fund	G	5/20/2021	100,000	120	-	121	1	127	(6)	120	1	-	WNY	In Compliance
Seminary Hill Ciders Capital	AC615	RC	G	12/30/2021	400,000	-	-	11	11	9	2	-	11	-	MIDHUD	In Compliance
SEPAC Capital I	AB756	ED-Fund	G	6/25/2020	300,000	33	62	60	(2)	56	4	33	27	-	STIER	In Compliance
SEPAC Capital I	AB757	RC	G	6/25/2020	135,000	33	62	60	(2)	56	4	33	27	-	STIER	In Compliance
Sheltair Farmingdale Capital	AB603	RC	G	8/26/2020	200,000	103	180	125	(55)	103	22	103	22	-	LI	In Compliance
Sheltair Farmingdale Capital	Y267	ED-Fund	G	12/15/2020	365,000	103	180	125	(55)	103	22	103	22	-	LI	In Compliance
Silvercup Studios Capital	AA752	RC	G	11/2/2017	1,600,000	-	16	19	3	16	3	-	19	-	NYC	In Compliance
Sodexo, Inc. Capital	Z077	ED-Fund	G	11/8/2019	143,766	511	497	451	(46)	511	(60)	451	-	60	WNY	In Compliance
Southern Tier Brewing Co. Capital	Y297	ECO DPF	G	5/1/2019	135,000	32	86	94	8	39	55	32	62	-	WNY	In Compliance
Southern Tier Provisions Capital	AB703	RC	G	11/17/2021	166,000	19	-	30	11	24	6	19	11	-	STIER	In Compliance
Special Touch Bakery Capital	AB612	RC	G	9/23/2019	240,500	-	16	19	3	10	9	-	19	-	FL	In Compliance
Sportsfield Specialties Expansion Capital	132739	RC	G	2/16/2021	500,000	103	-	133	30	123	10	103	30	-	STIER	In Compliance
Springville Center for the Arts, Inc.	Y170	RC	G	2/28/2017	40,000	1	4	4	(0)	4	-	1	3	-	WNY	In Compliance
Star Kay White Capital	AC028	RC	G	10/5/2020	2,250,000	118	144	147	3	139	8	118	29	-	MIDHUD	In Compliance
Stature Electric Capital	AA771	ED-Fund	G	2/13/2020	275,000	55	54	67	13	55	12	55	12	-	NCOUNTRY	In Compliance
Stoneleaf Construction Capital	AC479	ED-Fund	G	12/31/2019	200,000	25	31	48	17	40	8	25	23	-	MIDHUD	In Compliance
Stony Brook University High Performance Computing Capital	Z021	RC	G	12/2/2020	972,947	11	24	32	8	15	17	11	21	-	LI	In Compliance
Strobels Supply Expansion Capital	132745	RC	G	1/17/2020	150,000	19	24	26	2	24	2	19	7	-	STIER	In Compliance
Strong Museum Expansion Capital	AC491	URI	G	7/30/2020	10,000,000	160	141	144	3	160	(17)	144	-	17	FL	In Compliance
SUNY at Binghamton Capital	AA216	RC	G	1/28/2020	800,000	-	145	145	-	124	21	-	145	-	STIER	In Compliance

**2021 Annual Jobs Report
General ESD Projects**

Project Name	Project Number	Funding Source	Loan/Grant	Closing Date	Amount Disbursed	Initial Jobs	2020 Jobs	2021 Jobs	2021 Job Variance	Jobs Required	Job Surplus (Deficit)	Jobs Retained	Jobs Created	Jobs Lost	Region	Compliance
SUNY Binghamton Center of Excellence Capital	AB024	URI	G	12/26/2019	600,000	5	8	8	-	8	-	5	3	-	STIER	In Compliance
SUNY Binghamton Health Sciences and Technology Innovation Pa	AA872	URI	G	8/6/2020	95,784	2,781	2,470	2,304	(166)	2,486	(182)	2,304	-	477	STIER	In Compliance
Sustainable Manufacturing Innovation Alliance Capital	AC386	URI	G	7/26/2018	5,860,814	-	13	14	1	15	(1)	-	14	-	FL	In Compliance
Swan Bay Resort Expansion Capital	AC610	RC	G	10/6/2020	198,000	6	15	21	6	6	15	6	15	-	NCOUNTRY	In Compliance
Sylhan, LLC Expansion Capital	132589	RC	G	8/18/2020	140,000	22	31	31	-	25	6	22	9	-	LI	In Compliance
Syracuse Community Hotel Redevelopment Capital	Z578	RC	G	5/1/2018	3,645,000	-	-	197	197	186	11	-	197	-	CENTRAL	In Compliance
Takeform Capital	AC137	ED-Fund	G	5/4/2020	250,000	142	188	202	14	162	40	142	60	-	FL	In Compliance
TCGplayer, Inc.	AB237	RC	G	4/28/2020	450,000	69	210	396	186	203	193	69	327	-	CENTRAL	In Compliance
Tessy Plastics APDO Capital	AA116	ED-Fund	G	4/11/2018	10,000,000	808	1,079	1,302	223	858	444	808	494	-	CENTRAL	In Compliance
The Inn at Corning Capital	Y894	RC	G	1/7/2021	1,300,000	-	-	26	26	26	-	-	26	-	STIER	In Compliance
Thuro Metal Products Capital	AC745	RC	G	3/3/2021	57,000	53	-	60	7	55	5	53	7	-	LI	In Compliance
Tin Horn Capital	AC797	RC	G	6/18/2020	75,000	63	64	63	(1)	63	-	63	-	-	STIER	In Compliance
Tioga County IDA- Weitsman Shredding Capital	AA616	URI	G	6/14/2019	930,000	319	434	385	(49)	319	66	319	66	-	STIER	In Compliance
Tioga Hardwoods	AA008	RC	G	5/24/2019	112,500	41	46	46	-	44	2	41	5	-	STIER	In Compliance
TMP Acquisitions	Z458	ED-Fund	G	5/9/2016	250,000	124	168	225	57	132	93	124	101	-	FL	In Compliance
Transcontinental Ultra Flex Capital	AA367	ED-Fund	G	6/4/2018	500,000	264	245	227	(18)	264	(37)	227	-	37	NYC	In Compliance
Transitair Capital	AA617	URI	G	11/9/2021	150,000	63	-	64	1	63	1	63	1	-	STIER	In Compliance
Tuxedo Sloatsburg Corridor Revitalization Capital	AB947	RC	G	3/5/2019	750,000	6	43	58	15	27	31	6	52	-	MIDHUD	In Compliance
Tuxedo Sloatsburg Corridor Revitalization Phase II Capital	132866	RC	G	12/15/2020	500,000	27	43	58	15	42	16	27	31	-	MIDHUD	In Compliance
Unison Revitalization Capital	AC010	URI	G	12/21/2021	2,115,000	362	-	358	(4)	362	(4)	358	-	4	STIER	In Compliance
Upstate Niagara Cooperative Kraft Heinz Capital	AC161	ED-Fund	G	8/10/2018	5,000,000	-	198	257	59	150	107	-	257	-	STIER	In Compliance
Upstate Niagara Improvements Capital	AA786	ED-Fund	G	8/6/2019	200,000	68	102	109	7	68	41	68	41	-	NCOUNTRY	In Compliance
Velan Studios Capital	AC484	RC	G	2/25/2020	200,000	21	69	87	18	70	17	21	66	-	CAPITAL	In Compliance
Ward Lumber - Cooperative Purchase Capital	133407	RC	G	10/15/2021	125,000	46	-	47	1	46	1	46	1	-	NCOUNTRY	In Compliance
Warwick Valley Wine Co. Capital	AB362	RC	G	5/16/2018	160,000	12	24	24	-	17	7	12	12	-	MIDHUD	In Compliance
Watkins Glen International Capital	Z686	Market NY	G	11/25/2020	250,000	68	38	59	22	68	(9)	59	-	9	STIER	In Compliance
Watkins Glen International Capital	AA041	RC	G	1/7/2019	2,000,000	68	38	59	21	68	(9)	59	-	9	STIER	In Compliance
Welch Allyn Expansion and Consolidation	AA252	URI	G	7/16/2019	4,500,000	884	964	915	(50)	993	(79)	884	31	-	CENTRAL	In Compliance

**2021 Annual Jobs Report
General ESD Projects**

Project Name	Project Number	Funding Source	Loan/Grant	Closing Date	Amount Disbursed	Initial Jobs	2020 Jobs	2021 Jobs	2021 Job Variance	Jobs Required	Job Surplus (Deficit)	Jobs Retained	Jobs Created	Jobs Lost	Region	Compliance
Welded Tube Capital	X886	ED-Fund	L	2/13/2015	3,000,000	33	65	66	1	25	41	33	33	-	WNY	In Compliance
West Mountain Capital	AC590	RC	G	4/16/2021	132,000	59	-	75	16	59	16	59	16	-	CAPITAL	In Compliance
Willow Rock Brewing Company Capital	AB462	RC	G	4/24/2020	42,500	-	5	10	5	3	7	-	10	-	CENTRAL	In Compliance
Woods Inn 1894 Capital	AB505	RC	G	3/3/2020	174,000	16	7	13	6	6	7	13	-	3	NCOUNTRY	In Compliance
Worcester Creameries Capital	AB467	ED-Fund	G	7/25/2019	334,000	68	71	70	(1)	73	(3)	68	2	-	STIER	In Compliance
Zehr's Flowers and Landscaping Capital	AB517	RC	G	4/18/2019	54,000	6	25	25	-	17	8	6	19	-	NCOUNTRY	In Compliance
COMPLIANT Non-Duplicated Total:	191		Grand Total:	201	\$ 269,488,774	42,926	38,415	54,382	5,795	47,076	7,306	42,009	12,373	918		

**2021 Annual Jobs Report
General ESD Projects**

Project Name	Project Number	Funding Source	Loan/Grant	Closing Date	Amount Disbursed	Initial Jobs	2020 Jobs	2021 Jobs	2021 Job Variance	Jobs Required	Job Surplus (Deficit)	Jobs Retained	Jobs Created	Jobs Lost	Region	Compliance
Amsterdam Printing and Litho Capital	Z204	ED-Fund	G	4/13/2017	1,427,686	469	188	219	31	365	(146)	219	-	250	MOHAWK	Non-Compliant
Café Kubal Capital	AC851	RC	G	3/17/2020	82,500	32	29	21	(8)	38	(17)	21	-	11	CENTRAL	Non-Compliant
Dewitt Clinton Hotel	W938	UB	G	3/31/2016	4,000,000	-	35	63	28	75	(12)	-	63	-	CAPITAL	Non-Compliant
Hilton Double Tree Hotel Capital II	Z074	DRI	G	6/2/2020	200,000	2	15	15	(0)	35	(20)	2	13	-	WNY	Non-Compliant
Hilton DoubleTree Hotel Capital I	AC494	DRI	G	6/2/2020	2,400,000	2	15	15	(0)	35	(20)	2	13	-	WNY	Non-Compliant
John Mezzalingua Associates Capital	AA923	RC	G	4/17/2018	4,000,000	319	431	366	(65)	439	(73)	319	47	-	CENTRAL	Non-Compliant
LC Drives	AB516	RC	G	12/14/2018	500,000	16	80	-	(80)	16	(16)	-	-	16	NCOUNTRY	Non-Compliant
LC Drives Equipment Capital	AA787	RC	G	11/9/2017	200,000	-	80	-	(80)	6	(6)	-	-	-	NCOUNTRY	Non-Compliant
LiveTiles Capital	AC842	ED-Fund	G	6/18/2019	1,000,000	35	26	16	(10)	75	(59)	16	-	19	FL	Non-Compliant
Resource Center for Independent Living Relocation	132485	RC	G	6/9/2020	150,000	159	133	118	(15)	169	(51)	118	-	41	MOHAWK	Non-Compliant
Syracuse Express Capital	AA792	RC	G	3/26/2020	100,000	2	-	-	(2)	4	(4)	-	-	2	CENTRAL	Non-Compliant
Tompkins Cortland Community College Foundation	Z248	RC	G	9/12/2016	1,000,000	-	13	20	7	43	(23)	-	20	-	STIER	Non-Compliant
Universal Stainless & Alloy Products Capital	AB996	NYWORKS	G	9/24/2019	750,000	244	243	193	(50)	244	(51)	193	-	51	WNY	Non-Compliant
White Plains Aviation Partners Capital	AA357	ED-Fund	G	10/18/2019	981,481	27	38	42	4	54	(12)	27	15	-	MIDHUD	Non-Compliant
NON - COMPLIANT - Non-Duplicated Total:	12		Grand Total:	14	\$ 16,791,667	1,305	1,232	1,073	(161)	1,557	(484)	915	158	390		
PORTFOLIO TOTAL - Non-Duplicated Total:	203		Grand Total:	215	\$ 286,280,441	44,231	39,646	55,455	5,634	48,633	6,823	42,924	12,531	1,307		

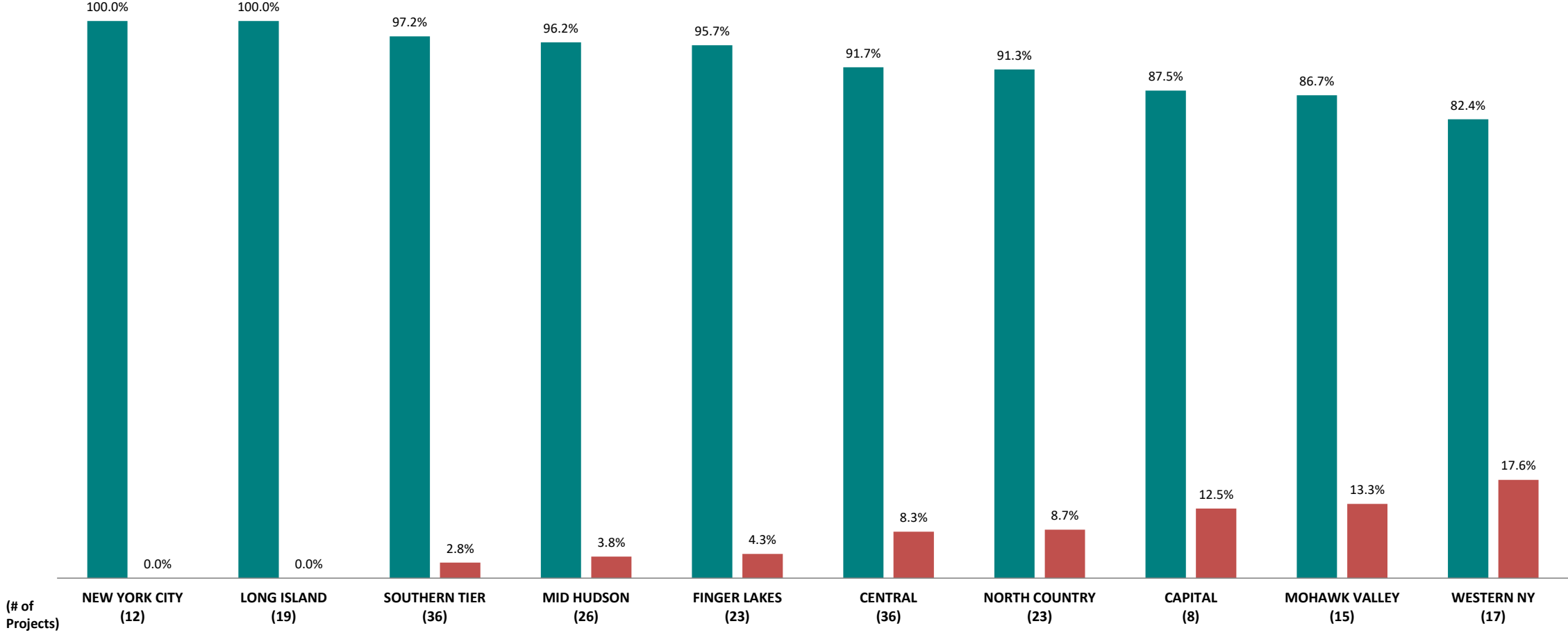
**Attachment I B
2021 Annual Jobs Report*
Special Technology Projects**

Project Name	Project Number	Funding Source	Loan/Grant	Closing Date	Amount Disbursed	Initial Jobs	2020 Jobs	2021 Jobs	2021 Job Variance	Jobs Required	Job Surplus (Deficit)	Jobs Retained	Jobs Created	Jobs Lost	Region	Compliance
Applied Materials Capital	131,944	HTIDI	G	3/15/2019	200,000,000	-	69	80	11	90	(10)	-	80	-	CAPITAL	In Compliance
Athenex Dunkirk Capital	AB127	SP-APPR	G	11/28/2017	194,101,872	-	14	73	59	-	73	-	73	-	WNY	In Compliance
BNMC Smart Pill Building	Y738	BUFFALO MRLF	G	7/10/2014	7,947,695	-	71	68	(3)	50	18	-	68	-	WNY	In Compliance
Buffalo Niagara Medical Campus, Inc.	X045	UB	G	5/12/2015	4,000,000	-	387	540	153	-	540	-	540	-	WNY	In Compliance
Central New York Hub for Emerging Nano Industries Capital	AC441	SP-APPR	G	2/8/2018	12,571,171	-	45	54	9	59	(5)	-	54	-	CENTRAL	In Compliance
Fort Schuyler Management Corp. (Athenex Capital)	AA725	ED-Fund	G	4/21/2016	25,000,000	-	191	213	22	-	213	-	213	-	WNY	In Compliance
Fort Schuyler Management Corp/AMRI Capital	Y365	ED-Fund	G	12/15/2014	46,000,000	-	95	92	(3)	55	37	-	92	-	WNY	In Compliance
Fort Schuyler Management Corp/RiverBend Park Capital	Y962	ED-Fund	G	12/23/2014	118,000,000	-	825	2,265	1,440	1,460	805	-	2,265	-	WNY	In Compliance
FSMC - Nano Utica Initiative - NY-PEMC	AB065	SP-APPR	G	3/30/2017	43,110,000	-	35	56	21	-	56	-	56	-	CAPITAL	In Compliance
FSMC - Nano Utica Initiative - NY-PEMC	AB064	SP-APPR	G	3/30/2017	45,500,000	-	35	56	21	-	56	-	56	-	CAPITAL	In Compliance
FSMC - North Country HIMN (Norsk)	AB681	SP-APPR	G	2/27/2018	43,739,454	-	36	34	(2)	35	(1)	-	34	-	NCCOUNTRY	In Compliance
FSMC - RiverBend Park	Z328	ED-Fund	G	11/5/2014	107,000,000	-	825	2,265	1,440	1,460	805	-	2,265	-	WNY	In Compliance
FSMC - RiverBend Park	Z733	ED-Fund	G	7/20/2015	125,000,000	-	825	2,265	1,440	1,460	805	-	2,265	-	WNY	In Compliance
FSMC - RiverBend Park	AA613	SP-APPR	G	6/14/2016	429,692,125	-	825	2,265	1,440	1,460	805	-	2,265	-	WNY	In Compliance
NYS-IBM AI Hardware Center	131943	HTIDI	G	7/1/2019	270,000,000	300	339	331	(8)	350	(19)	300	31	-	CAPITAL	In Compliance
SUNY RF NYS Genomic Medicine and Big Data Center	Z206	SP-APPR	G	7/17/2015	9,000,000	-	456	743	287	490	253	-	743	-	WNY	In Compliance
COMPLIANT - Non-Duplicated Total:	12	Grand Total:	16		\$ 1,680,662,317	300	2,563	4,548	1,985	2,589	1,959	300	4,248	-		
Fort Schuyler Management/IBM Capital	Z254	ED-Fund	G	12/30/2014	\$ 55,000,000	-	214	199	(15)	500	(301)	-	199	-	WNY	Non-Compliant
NON - COMPLIANT - Non-Duplicated Total:	1	Grand Total:	1		\$ 55,000,000	-	214	199	(15)	500	(301)	-	199	-		
PORTFOLIO TOTAL - Non-Duplicated Total:	13	Grand Total:	23		\$ 1,735,662,317	300	2,777	4,747	1,970	3,089	1,658	300	4,447	-		

*This report reflects the primary employment targets for all projects. Certain projects may have secondary employment targets including, but not limited to, indirect or other third-party employment targets which are not reflected herein.

Attachment II - Regional Compliance

■ In Compliance ■ Not In Compliance



Regional Efficiency Data

	<u>New York City</u>	<u>Long Island</u>	<u>Southern Tier</u>	<u>Mid Hudson</u>	<u>Finger Lakes</u>	<u>Central</u>	<u>North Country</u>	<u>Capital</u>	<u>Mohawk Valley</u>	<u>Western NY</u>	<u>Totals</u>
Total Investment	\$ 33,537,000	\$ 14,160,710	\$ 59,729,933	\$ 14,385,926	\$ 39,045,009	\$ 67,446,802	\$ 17,943,529	\$ 15,265,475	\$ 7,740,513	\$ 17,025,545	\$ 286,280,441
Jobs Created & Retained	8,952	7,353	8,657	3,912	6,074	6,653	1,779	7,584	1,470	3,022	55,455
Cost Per Job	\$ 3,747	\$ 1,926	\$ 6,899	\$ 3,677	\$ 6,428	\$ 10,138	\$ 10,089	\$ 2,013	\$ 5,452	\$ 5,634	\$ 5,162



**Attachment III
2021 Annual Jobs Report
WTC Projects**

Project Name	Project Number	Funding Source	Loan/Grant	Closing Date	Amount Disbursed	Initial Jobs	2020 Jobs	2021 Jobs	2021 Job Variance	Jobs Required	Job Surplus (Deficit)	Jobs Retained	Jobs Created	Jobs Lost	Region	Compliance
AKF Group - JCRP	Z250	WTCJC	G	4/25/2017	655,000	206	194	176	2	206	(30)	176	-	30	NEW YORK CITY	In Compliance
Brown Brothers Harriman & Co.	Q790	WTCJC	G	3/24/2005	1,600,000	750	934	904	(9)	750	154	750	154	-	NEW YORK CITY	In Compliance
Droga5, LLC	Y508	WTCJC	G	9/29/2015	800,000	181	435	438	172	335	103	181	257	-	NEW YORK CITY	In Compliance
FullBeauty Brands JCRP	Z384	WTCJC	G	5/19/2017	918,000	403	359	374	27	403	(29)	374	-	29	NEW YORK CITY	In Compliance
Goldman Sachs Group, Inc.	T177	WTCJC	G	1/2/2007	23,000,000	8,100	10,390	9,233	(1)	8,900	333	8,100	1,133	-	NEW YORK CITY	In Compliance
GroupM	Q244	WTCJC	G	2/11/2003	15,000,000	2,385	3,659	3,878	(27)	2,885	993	2,385	1,493	-	NEW YORK CITY	In Compliance
Oppenheimer & Co., Inc.	X315	WTCJC	G	12/6/2013	2,000,000	580	1,009	1,010	(36)	1,086	(76)	580	430	-	NEW YORK CITY	In Compliance
COMPLIANT - Non-Duplicated Total:	7	Grand Total:	7		\$ 43,973,000	12,605	16,980	16,013	129	14,565	1,448	12,546	3,467	59		
Paperless, Inc.	Y075	WTCJC	G	7/14/2016	455,000	51	79	55	6	127	(72)	51	4	-	NEW YORK CITY	Non-Compliant
NON - COMPLIANT - Non-Duplicated Total:	1	Grand Total:	1		\$ 455,000	51	79	55	6	127	(72)	51	4	-		
PORTFOLIO TOTAL - Non-Duplicated Total:	8	Grand Total:	8		\$ 44,428,000	12,656	17,059	16,068	135	14,692	1,376	12,597	3,471	59		