

INSTRUCTIONS FOR GIVING VERBAL COMMENT 🙋

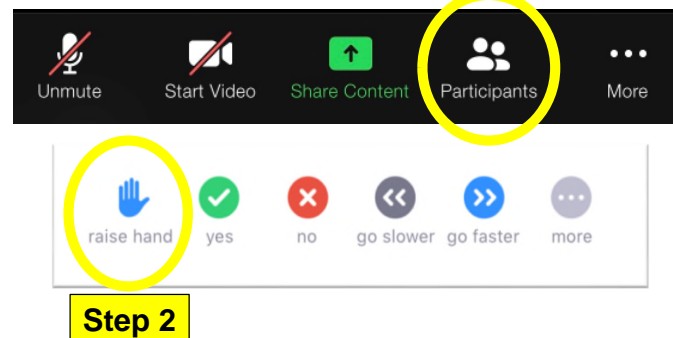
- Use the “raise hand” option to signal your interest in speaking (see directions below)
- Meeting moderators will “lower your hand” if you have been added to the wait list to speak
- Those that signed up to speak during registration will be given priority

If you dialed in...

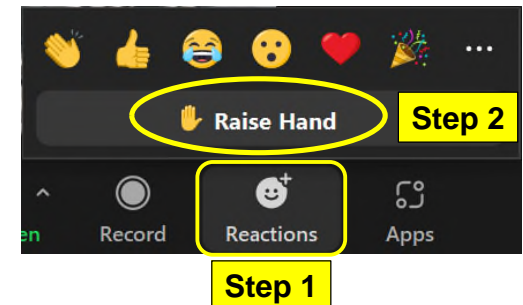
Dial *9

If you are using a Computer/Zoom App...

Older Zoom versions:



Newer Zoom version:




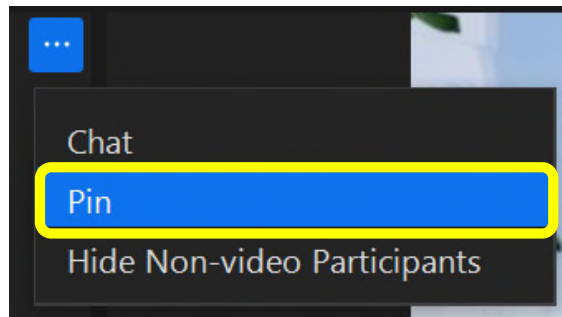
OR

If experiencing audio issues, dial-in: +1 (646 558-8656) / Meeting ID: 817-1422-2724
For technical issues, email help@publicworkspartners.com


INSTRUCTIONS FOR PINNING ASL INTERPRETATION

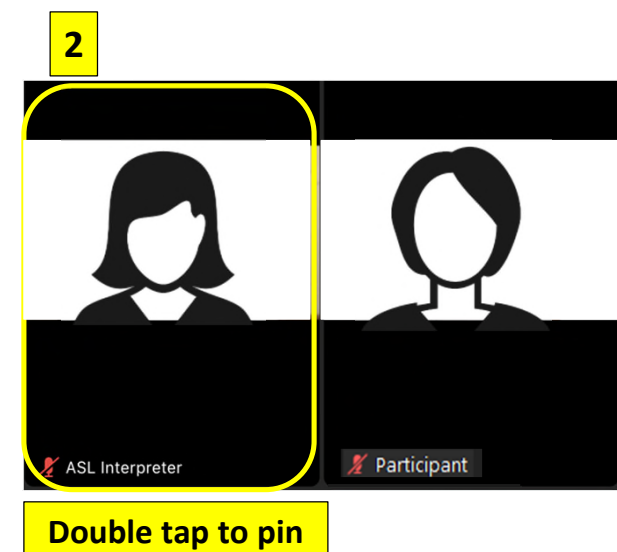

Computer / PC

- Hover over the video for “ASL Interpreter”
- Click  icon and select “Pin”



Zoom App

- **Swipe left** from ‘Active Speaker’ view to ‘Gallery View’
- Hover over “ASL Interpreter” and **double tap** to Pin Screen
- iPad – Select the blue  in the top left corner of your window to enable Gallery View.
- iPhone - Must swipe to see ASL; cannot pin during screen share

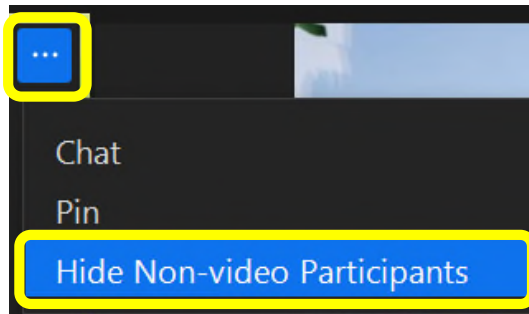


If experiencing audio issues, dial-in: +1 (646 558-8656) / Meeting ID: 817-1422-2724
For technical issues, email help@publicworkspartners.com

OPTIONAL
FOR BEST VIEWING EXPERIENCE “HIDE NON-VIDEO PARTICIPANTS”
(Computer / Android)

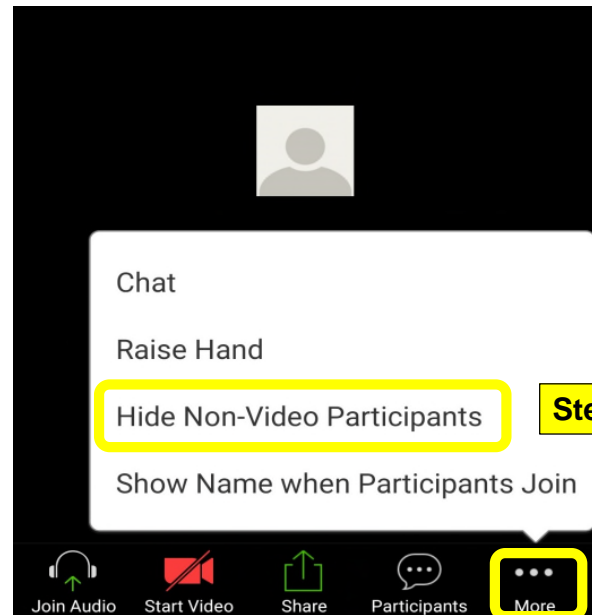
Computer

Step 1



Step 2

Android



Step 2

Step 1

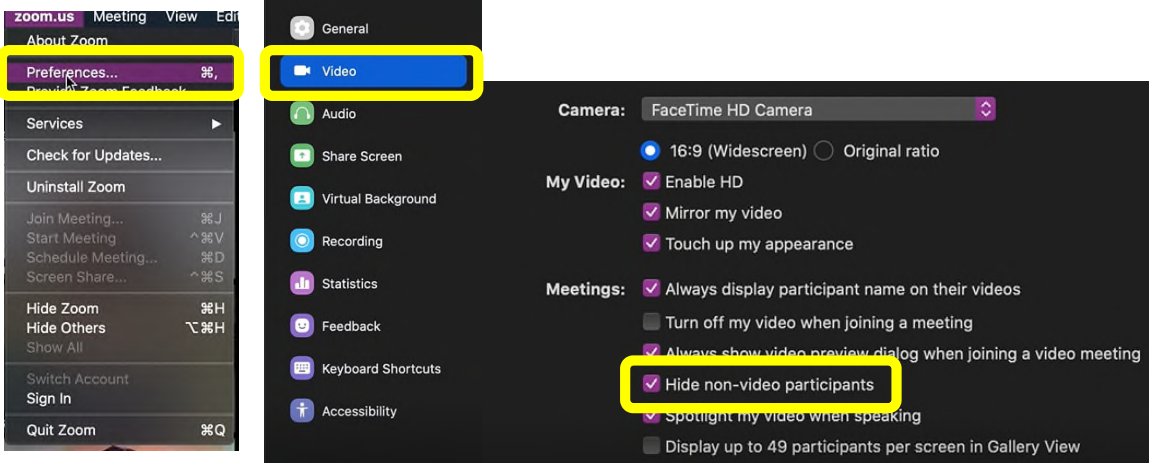
If experiencing audio issues, dial-in: +1 (646 558-8656) / Meeting ID: 817-1422-2724
For technical issues, email help@publicworkspartners.com

OPTIONAL
FOR BEST VIEWING EXPERIENCE “HIDE NON-VIDEO PARTICIPANTS”
(Apple iOS and MacBook)

MacBook

Step 1

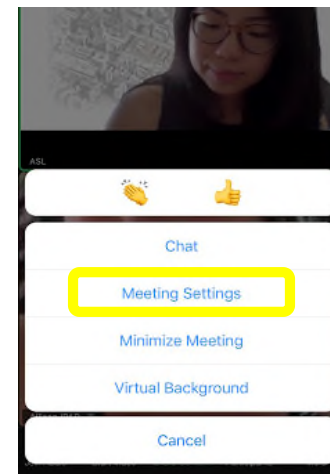
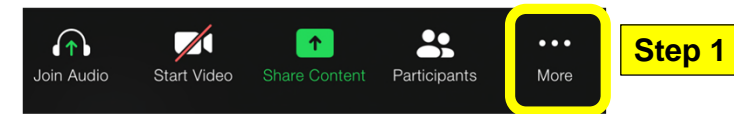
Step 2



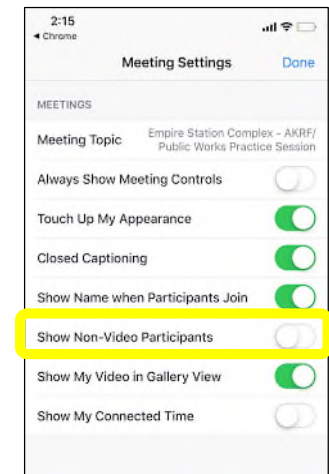
Step 3

Apple iOS

Step 1



Step 2



Step 3

If experiencing audio issues, dial-in: +1 (646 558-8656) / Meeting ID: 817-1422-2724
For technical issues, email help@publicworkspartners.com